

Valentine's Day

I love you



to pieces!

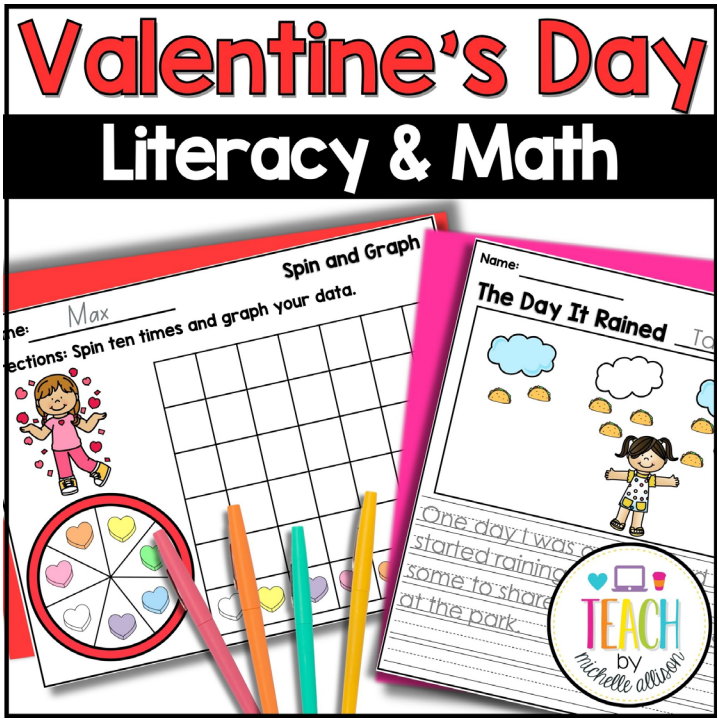
Love,

freebie



You may also like...

Valentine's Day Literacy & Math



Two worksheets are shown. The first is titled "Spin and Graph" and includes a grid for graphing and a spinner with heart shapes. The second is titled "The Day It Rained" and features a drawing of a girl and a cloud with raindrops. A circular logo for "TEACH by michelle allison" is visible in the bottom right corner.

SIGHT WORD BINGO



A bingo card titled "BINGO" for Units 14-17. The card is filled with sight words: whose, right, head, trouble, July, Thursday, August, special, bright, December, We, Free, lose, piece, young, early, January, ocean, house, couple, ready, bo. A small bowl of colorful pom-poms is shown next to the card. A circular logo for "TEACH by michelle allison" is in the bottom right corner.

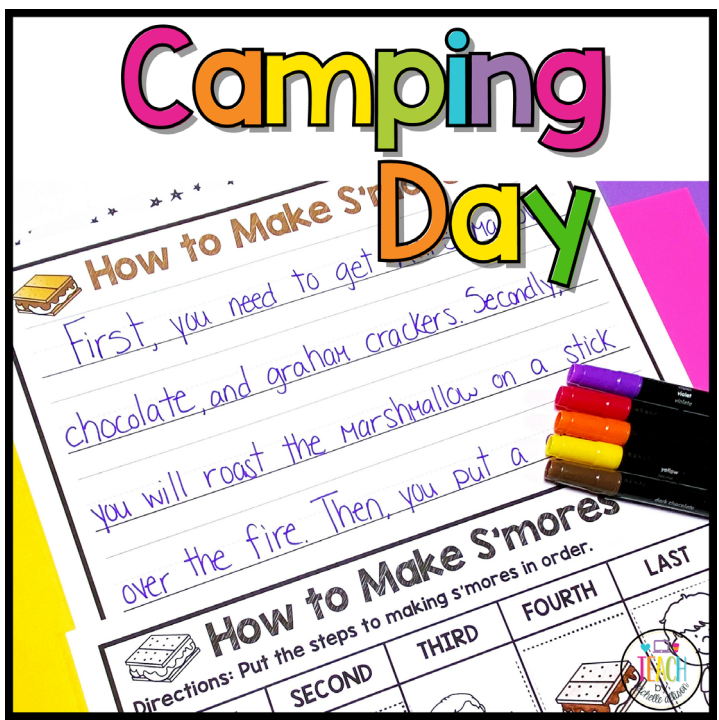
Sentence Scrambles

Differentiated ♥ No Prep



A grid of 14 small cards, each labeled "Sentence Scrambles" followed by a unit number (Unit 1 through Unit 14). Each card shows a sentence with words in a scrambled order. A circular logo for "TEACH by michelle allison" is in the bottom right corner.

Camping Day



A worksheet titled "How to Make S'mores" with a large "Day" written in green. The text is written in cursive: "First, you need to get chocolate and graham crackers. Secondly, you will roast the marshmallow on a stick over the fire. Then, you put a...". Below the text is a section titled "How to Make S'mores" with directions: "Put the steps to making s'mores in order." and a sequence of boxes labeled SECOND, THIRD, FOURTH, and LAST. A circular logo for "TEACH by michelle allison" is in the bottom right corner.



I love you



to pieces!

Love,

Directions

Materials:


- 1 copy of heart
- Colored paper
- Glue

Students will rip the colored paper into tiny pieces and glue it into the inside of the heart.

Show students that they will want the pieces of paper to about the size of their fingertip.



I love you



to pieces!

Love,

Terms of Use

Thank you for your purchase! By purchasing this resource, you are agreeing that the contents are the property of Michelle Staley and licensed to you only for classroom / personal use as a single user. I retain the copyright, and reserve all rights to this product. Please remember to leave feedback so you will earn TpT Credits, which may be applied to your future purchases.

You may:

- ❑ Use free and purchased items for your own classroom students, or your own personal use.
- ❑ Reference this product in blog posts, at seminars, professional development, workshops, or other such venues, **ONLY** if both credit is given to myself as the author, and a link back to my TpT store is included in the presentation.
- ❑ Purchase licenses at a great discount for other teachers to use this resource.

You may not:

- ❑ Claim this work as your own, alter the files in any way, or remove copyright / watermarks.
- ❑ Sell the files or combine them into another unit for sale / free.
- ❑ Post this document for sale / free elsewhere on the internet (this includes Google Doc links on blogs, **or Outschool!**).
- ❑ Making copies of purchased items to share with others is strictly forbidden and is a violation of the TOU / law.

Let's Connect!



Thank you to the amazing artists that created the clipart and fonts used in this product.

