

St. Patrick's Day Color by Code

Name _____ Addition within 10
Use the code to color the picture.

(pink) 4
 (black) 6

Name _____ Unit 7
Glued Sounds
Use the code to color the picture.

(black) > ing
 (orange) > ank
 (pink) > ung

Name _____ Unit 9
Trick Words
Use the code to color the picture.

(pink) > say
 (green) > says
 (purple) > see

Name _____ Unit 8
Trick Words
Use the code to color the picture.

(pink) > say
 (green) > says
 (purple) > see

Name _____ Addition to 10
Use the code to color the picture.

(purple) > 1 (grey) > 2 (white) > 3
 (red) > 4 (pink) > 5 (yellow) > 6
 (green) > 7 (blue) > 8 (orange) > 9

Name _____ Subtraction
Within 10
Use the code to color the picture.

(pink) > 1 (blue) > 2 (yellow) > 3
 (green) > 4 (orange) > 5 (red) > 6
 (grey) > 7 (purple) > 9

Math and Phonics Skills

- ✓ Addition
- ✓ Subtraction
- ✓ Trick Words

Terms of Use

Thank you for your purchase! By purchasing this resource, you are agreeing that the contents are the property of Michelle Staley and licensed to you only for classroom / personal use as a single user. I retain the copyright, and reserve all rights to this product. Please remember to leave feedback so you will earn TpT Credits, which may be applied to your future purchases.

You may:

- Use free and purchased items for your own classroom students, or your own personal use.
- Reference this product in blog posts, at seminars, professional development, workshops, or other such venues, ONLY if both credit is given to myself as the author, and a link back to my TpT store is included in the presentation.
- Purchase licenses at a great discount for other teachers to use this resource.

You may not:

- Claim this work as your own, alter the files in any way, or remove copyright / watermarks.
- Sell the files or combine them into another unit for sale / free.
- Post this document for sale / free elsewhere on the internet (this includes Google Doc links on blogs).
- Making copies of purchased items to share with others is strictly forbidden and is a violation of the TOU / law.



Let's Connect!

Click the icon to follow me
@Teach by Michelle Allison



Join the Facebook group:
Using Boom Cards in the
Classroom!

Website: www.teachbymichelleallison.com

Email: teachbymichelleallison@gmail.com



Click to try for free!

Addition Strategies

Grade 1

BOOM Cards with AUDIO!

Use Tally Marks
 $8 + 1 = 9$

Doubles and Doubles Plus One
 $5 + 6 = 11$

Fact Families

Counting On
 $5 + 3 = 8$

Addition Strategies
 $8 + 1 = 9$

Counting On to Add
 $4 + 5 = 9$

BUNDLE!

TEACH BY michelle allison

Trick Words

Level 1

BOOM Cards with AUDIO!

UNIT 2 Trick Word
UNIT 3 Trick Word
UNIT 4 Trick Word
UNIT 5 Trick Word
UNIT 6 Trick Word
UNIT 7 Trick Word
UNIT 8 Trick Word
UNIT 9 Trick Word
UNIT 10 Trick Word
UNIT 11 Trick Word
UNIT 12 Trick Word
UNIT 13 Trick Word

Audio on every card!

13 UNITS BUNDLE

TEACH BY michelle allison

Boom Cards With AUDIO!

Initial Blends

Level 1

TEACH BY michelle allison

Boom Cards With AUDIO!

Addition to 20

Counting and Cardinality

TEACH BY michelle allison

Boom Cards With AUDIO!

Subtraction to 10

TEACH BY michelle allison

Boom Cards With AUDIO!

Trick Words


Level 1

TEACH BY michelle allison

Name _____

Addition within 10

Use the code to color the picture.



©Teach by Michelle Allison



4



5



8



6



7




9

Name _____

Addition to 10

Use the code to color the picture.



©Teach by Michelle Allison



4



5



8



6



7




9

Name _____

Addition to 10


Use the code to color the picture.



©Teach by Michelle Allison



1



2



3



4



5



6



7



8




9

Name _____

Addition to 10

Use the code to color the picture.



©Teach by Michelle Allison




1



2



3



4



5



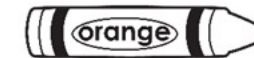
6



7



8




9

Name _____

Subtraction Within 10

Use the code to color the picture.




©Teach by Michelle Allison



Name _____

Subtraction Within 10

Use the code to color the picture.



©Teach by Michelle Allison



Name _____

Unit 7
Trick Words

Use the code to color the picture.




©Teach by Michelle Allison



Name _____

Unit 7
Trick Words

Use the code to color the picture.



©Teach by Michelle Allison



Name _____

Unit 8
Trick Words

Use the code to color the picture.



©Teach by Michelle Allison

 also

 her

 could

 some

 number

 come

 over

 should


 would

 two

Name _____

Unit 8
Trick Words

Use the code to color the picture.



©Teach by Michelle Allison

 white also

 gray her

 pink could

 black some

 orange number

 purple come

 green over

 yellow should

 blue would

 red two





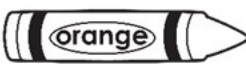


Name _____

Unit 9
Trick Words

Use the code to color the picture.




©Teach by Michelle Allison

- | | | | | | |
|--|------|--|---------|--|--------|
|  pink | say |  blue | between |  yellow | number |
|  green | says |  orange | each |  red | over |
|  purple | see | | | | |





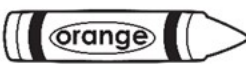


Name _____

Unit 9
Trick Words

Use the code to color the picture.



©Teach by Michelle Allison

- | | | | | | |
|--|------|--|---------|--|--------|
|  pink | say |  blue | between |  yellow | number |
|  green | says |  orange | each |  red | over |
|  purple | see | | | | |

Look for other seasonal sets!

